

Product data sheet

Specifications



single phase panel, Harmony Solid State Relays, 45A, DIN rail mount, zero voltage switching, input 90...280 V AC DC, output 48...600 V AC

SSD1A345M7C2

Product availability: Non-Stock - Not normally stocked in distribution facility

Price*: 97.55 USD

Main

Range of Product	Harmony Solid State Relays
Product or Component Type	Modular DIN rail relay
Device short name	SSD1
Number of Channels	1
Number of phases	1 phase
Product configuration type	Contact configuration with pluggable screw input
Mounting support	35 mm symmetrical DIN rail conforming to IEC 60715
rated current	45 A
Output switching mode	Zero voltage switching

Complementary

operating frequency	47...440 Hz
Rated duty	Uninterrupted
Output voltage	48...600 V AC
control circuit voltage	90...280 V AC/DC
Tightening torque	0.5 N.m for control input 5 lb.in for control input 2...2.2 N.m for load output 18...20 lb.in for load output
Connections - terminals	Plug-inscrew terminals, clamping connection capacity:0.08...3.30 mm ² , AWG 28...AWG 12 for input Clamp terminal, clamping connection capacity:10...26.67 mm ² , AWG 8...AWG 3 for output
Dielectric strength	4 kV AC for input/output circuit 4 kV AC for input or output to case
rated impulse withstand voltage	6 kV for input/output circuit 6 kV for input or output to case
Insulation resistance	1000 MOhm at 500 V DC
Local signalling	for control voltage LED (green)
pick-up voltage	90 V AC/DC turn-on
drop-out voltage	5 V AC/DC turn-off
input current range	3...4 mA

Price is "List Price" and may be subject to a trade discount – check with your local distributor or retailer for actual price.

solid state switching type	Zero voltage switching
Load current	0.1...45 A
transient overvoltage	1200 V
Inrush current	750 A at 60 Hz
Maximum voltage drop	<1.25 V on-state
motor controller rating	0.75 kW/1 hp at 120 V AC 2.24 kW/3 hp at 240 V AC 3.73 kW/5 hp at 480 V AC
Electromagnetic compatibility	Electrostatic discharge 6 kV criteria A contact discharge conforming to IEC 61000-4-2 Electrostatic discharge 8 kV criteria A air discharge conforming to IEC 61000-4-2 Conducted RF disturbances 10 V, 0.15...80 MHz criteria A level 3 conforming to IEC 61000-4-6 Electrical fast transient/burst immunity test 2 kV, 5/100 kHz criteria B output ports conforming to IEC 61000-4-4 Electrical fast transient/burst immunity test 1 kV, 5/100 kHz criteria B input ports conforming to IEC 61000-4-4 Radiated radio-frequency electromagnetic field immunity test 10 V/m, 80 MHz...1 GHz criteria A conforming to IEC 61000-4-3 Radiated radio-frequency electromagnetic field immunity test 3 V/m, 1.4...2 GHz criteria A conforming to IEC 61000-4-3 Radiated radio-frequency electromagnetic field immunity test 1 V/m, 2...2.7 GHz criteria A conforming to IEC 61000-4-3 Surge immunity test 1 kV criteria B output ports line to line conforming to IEC 61000-4-5 Surge immunity test 2 kV criteria B output ports line to earth conforming to IEC 61000-4-5 Surge immunity test 1 kV criteria B input ports line to line conforming to IEC 61000-4-5 Surge immunity test 2 kV criteria B input ports line to earth conforming to IEC 61000-4-5 Radiated emission environment B for AC input supply conforming to IEC 60947-4-3 Conducted emission environment A for AC input supply conforming to IEC 60947-4-3 Immunity to microbreaks and voltage drops 30 %, 500 ms criteria A conforming to IEC 61000-4-11 Immunity to microbreaks and voltage drops 100 %, 20 ms criteria B conforming to IEC 61000-4-11
device form designation	Form 5 semiconductor output DOL contactor
Maximum I²t for fusing	2563 A ² .s for 10 ms 2343 A ² .s for 8.33 ms
Maximum leakage current	1 mA off-state
DV/dt	500 V/μs off-state at maximum rated voltage
Response time	20 ms (turn-on) 30 ms (turn-off)
Power factor	0.5 with maximum load
short circuit protection coordination	Type 1 Type 2
Overvoltage category	III
Width	1.8 in (45 mm)
Height	4.4 in (111.5 mm)
Depth	6.08 in (154.4 mm)
test button	Without test button
Net Weight	1.118 lb(US) (0.507 kg)
Device presentation	Complete product

Environment

Flammability rating	V-0 conforming to UL 94
----------------------------	-------------------------

Vibration resistance	0.35 mm (f = 10...150 Hz) conforming to IEC 60068-2-6
Shock resistance	50 gn for 11 ms (peak acceleration) , longitudinal position conforming to IEC 60068-2-27 30 gn for 11 ms (peak acceleration) , vertical position conforming to IEC 60068-2-27
Pollution degree	2
Standards	IEC 61373:class B: category 1 IEC 60947-4-3 IEC 62314 IEC 60950-1 CSA C22.2 No 14-13 UL 508
IP degree of protection	IP20
Ambient Air Temperature for Operation	-40...176 °F (-40...80 °C)
Ambient Air Temperature for Storage	-40...212 °F (-40...100 °C)

Ordering and shipping details

Category	US10CP222375
Discount Schedule	0CP2
GTIN	3606489808051
Returnability	No
Country of origin	US

Packing Units

Unit Type of Package 1	PCE
Number of Units in Package 1	1
Package 1 Height	2.17 in (5.5 cm)
Package 1 Width	4.72 in (12 cm)
Package 1 Length	5.71 in (14.5 cm)
Package 1 Weight	19.7 oz (559 g)
Unit Type of Package 2	S02
Number of Units in Package 2	10
Package 2 Height	5.91 in (15 cm)
Package 2 Width	11.81 in (30 cm)
Package 2 Length	15.75 in (40 cm)
Package 2 Weight	13.347 lb(US) (6.054 kg)

Sustainability

Green Premium™ label is Schneider Electric's commitment to delivering products with best-in-class environmental performance. Green Premium promises compliance with the latest regulations, transparency on environmental impacts, as well as circular and low-CO₂ products.

Guide to assessing product sustainability is a white paper that clarifies global eco-label standards and how to interpret environmental declarations.

[Learn more about Green Premium >](#)

[How we assess product sustainability >](#)

Resource performance

✓ Take-Back No

Well-being performance

✓ Mercury Free

✓ Rohs Exemption Information Yes

Reach Regulation [REACH Declaration](#)

Eu Rohs Directive Pro-active compliance (Product out of EU RoHS legal scope)

China Rohs Regulation [China RoHS declaration](#)

Weee The product must be disposed on European Union markets following specific waste collection and never end up in rubbish bins.

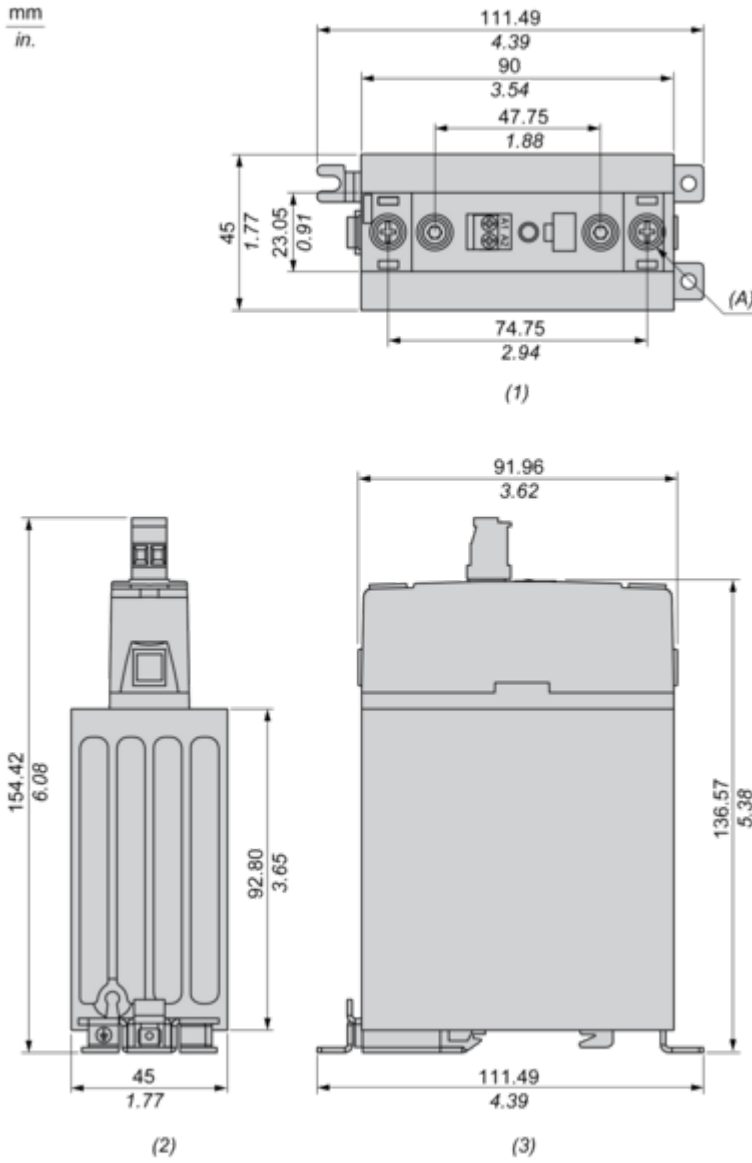
California Proposition 65 WARNING: This product can expose you to chemicals including: Lead and lead compounds, which is known to the State of California to cause cancer and birth defects or other reproductive harm. For more information go to www.P65Warnings.ca.gov

Scip Number 134201bc-d293-4667-9cca-10a7f11729e0

Dimensions Drawings

Dimensions

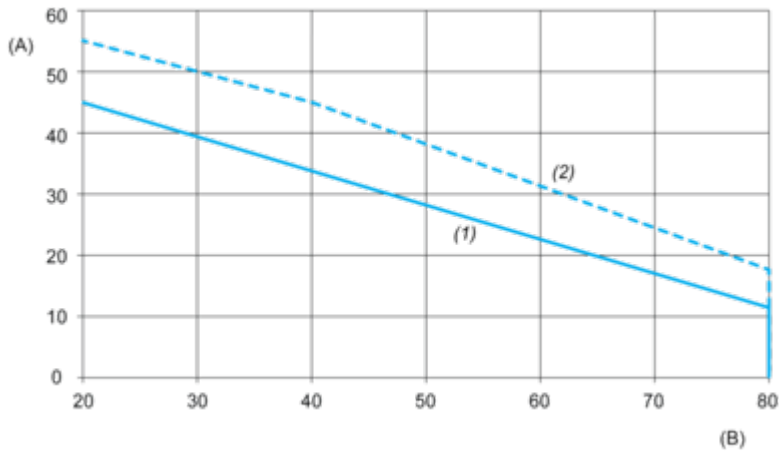
Dimensional Tolerances: ± 0.5 mm / 0.02 In.



- (1) Front view
- (2) Top view
- (3) Side view
- (A) Screw 8-32 Stud (2 Places)

Performance Curves

Derating Curves



A : Load Current (Amperes)

B : Ambient Temperature (°C)

1 : Multiple units, no minimum spacing between components

2 : Installed single unit, distance to adjacent components more than 22.5 mm

Technical Illustration

Dimensions

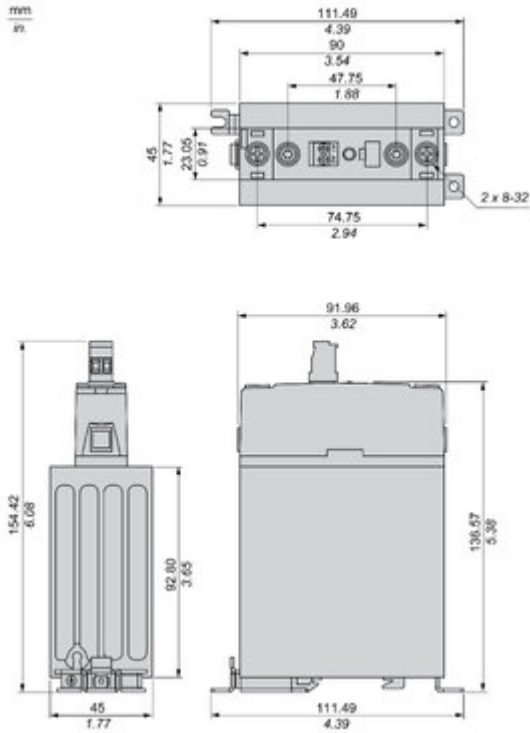


Image of product / Alternate images

Alternative

